



GURU NANAK PUBLIC SCHOOL , SARABHA NAGAR

Class VIII

worksheets

# Summer Break Assignments



Prepare an integrated activity on comparative study of '**NATURAL VEGETATION AND WILDLIFE**' of **Andhra Pradesh** and **Punjab**. This Integrated activity comprises four subjects (Social Science, Science, English and Mathematics).

Complete the following for both the states in this activity:-

**I. SOCIAL SCIENCE :-**

- 1) **Location** and **Climate** of above mentioned states. (Written explanation along with [political map of India](#) - [shade Andhra Pradesh and Punjab](#) on it.)
- 2) **Natural Vegetation (Flora)** found. (Written explanation along with relevant pictures)
- 3) Locate and label **National Parks and Wildlife sanctuaries** on [the political maps of these states](#).
- 4) Make a **collage of Tribes** of Andhra Pradesh.

**II. SCIENCE :-**

- 1) Different species of fauna (Animals) found
- 2) Migratory birds in Andhra Pradesh and Punjab
  - **Make a collage for each topic(1 & 2)**
- 3) Conservation of wild life.(Written explanation only).

## **General Instructions for Social Science & Science :-**

- Use loose sheets/ scrap book.
- Use maximum 10-12 sheets/ pages in total.
- Be Creative.
- Paste/ draw relevant pictures.
- The activity should be in sequence, colourful, neat and decent but attractive.

### **III. ENGLISH**

1. Imagine that you are **Deepak** and you are at your cousin's place in Kokinada , Andhra Pradesh. You have recently visited **The Coringa Wildlife Sanctuary, Andhra Pradesh. Write a letter to your mother describing your visit.**

#### **Base your letter on the following points**

- Your mother's address : 15, Kalyan Chowk, Faridabad
  - Your visit to **The Coringa Wildlife Sanctuary**
  - Wide range of birds and animals you spotted there
  - Your excitement about the visit and the company of your cousin
  - Informing about your return to your house
2. You are **Vansh/Vanshika**, Head Boy/ Head Girl of **D.A.V. PUBLIC SCHOOL, ANDHRA PRADESH**. Your school is planning an excursion to **Indira Gandhi Zoological Park, Andhra Pradesh**. Write a **Notice** for your school notice board giving all the necessary details in about 50 words.
  3. **Create a Slogan on 'Conservation of Wildlife'**

## **INSTRUCTIONS**

- 1. Follow the format and stick to the word limit*
- 2. Use simple and direct language*
- 3. Proper punctuation and correct spellings should be used*
- 4. Follow relevance of topic, originality and creativity*
- 5. Make it neat and catchy*
- 6. Use 3-4 A4 size sheets*

## **IV. MATHEMATICS**

A survey on **State Wise Tiger Population** was conducted by an organization of India in 2019. Prepare an activity based on the following questions :-

- 1) Collect data of **TOP 7 Indian states** mentioning maximum **Tiger population in 2019**.
- 2) Represent the above information with a **bar graph**.
- 3) Answer the following questions:-
  - (a) Which state had highest Tiger population in 2019?
  - (b) Which state is famous for Tigers in India?
  - (c) How many Tigers were left in India in 2019?

### **GENERAL INSTRUCTIONS:**

- ❖ Use maximum 3-4 A4 size sheets
- ❖ Use graph paper for bar graph

## PUNJABI

Read the following chapters thoroughly:

Chapter no. 6 -ਸ਼ਹੀਦ ਦੀ ਮਾਂ

Chapter no. 7 -ਤੀਸਰੀ ਔਖ

### Project Work

Note: Do project work in your grammar note book.

ਕਿਰਿਆ -ਵਿਸ਼ੇਸ਼ਣ (Adverbs) ਦੀਆਂ ਕਿਸਮਾਂ ਨੂੰ ਦਰਸਾਉਂਦਾ ਹੋਇਆ ਇੱਕ ਸੁੰਦਰ ਚਿੱਤਰ (ਰੇਲਗੱਡੀ, ਦਰੱਖਤ, ਫੁੱਲ ਆਦਿ) ਬਣਾਓ ਅਤੇ ਰੰਗ ਵੀ ਭਰੋ।

## DIVNITY

Learn:

- Ardaas
- Pauries (from Rehraas Sahib)

ਕਾਹੇ ਰੇ ਮਨ ਚਿਤਵਿਹ ਉਦਮੁ  
ਰਾਗ ਆਸਾ ਮਹਲਾ ੪ ਸੇ ਪੁਰਖੁ ਨਿਰੰਜਨੁ

## HINDI

1. उगते हुए सूरज का देश: जापान पाठ को पढ़कर उसमें 5 संज्ञा, 5 सर्वनाम, 5 विशेषण शब्द छाँटकर लिखो।

2. अपने किसी प्रियजन को जन्मदिन की बधाई देते हुए बधाई कार्ड बनाएँ।

3. वर्गजाल में से छः विलोम शब्द छाँटकर लिखो।

4. नीचे वर्ण-जाल में ऊपर से नीचे ↓ शब्द दिए गए हैं और बाएँ से दाएँ → उनके विलोम शब्द हैं। आप इन्हें ढूँढ़िए और आमने-सामने लिखिए-

ह	श	ठ	अ	व	र	अ
नि	ब	क	शु	भ	क	ब
म	ड	ला	भ	न	ग	ग
स	अ	ब	प	रा	ज	य
पा	प	अ	च	व	य	थ
ढ	य	द	पु	झा	उ	ठ
य	श	छ	ण	म	द	य
व	म	आ	य	स	इ	य

(क) ..... हानि ..... लाम

(ख) .....

(ग) .....

(घ) .....

(ङ) .....

(च) .....

Note :- Work to be done in Hindi notebook.

## GENERAL KNOWLEDGE

Make a newspaper in a creative way (of four pages i.e double page) having 10 to 12 important news for the month of June.

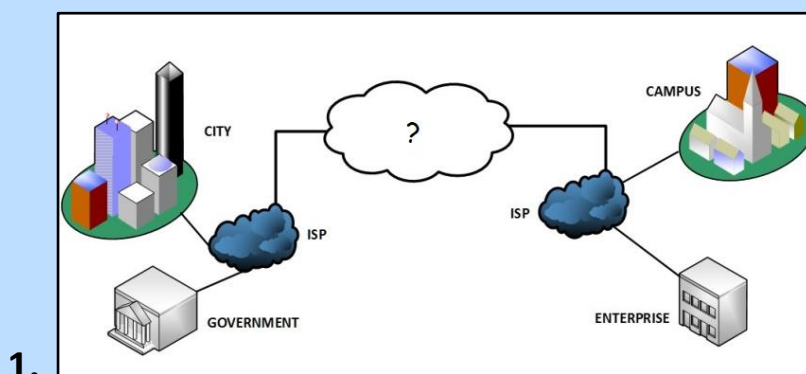
## COMPUTER SCIENCE

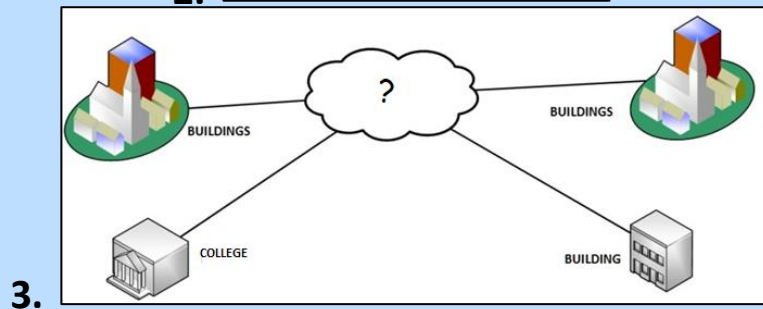
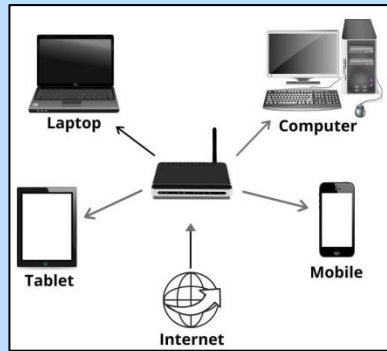
Answer the following questions based on Chapter-1 Networking Concepts:

Q1. Nodes A, B, C, D, and E are connected in a network. Suggest a networking device which should be used if:

- i) Node A wants to send data only to Node B.
- ii) When Node B wants to broadcast data to all other nodes connected to it.
- iii) Node E wants to regenerate a distorted signal.

Q2. Identify the following types of networks and make a PowerPoint presentation to explain how they work and their uses in real life:





**Note:- Write the answers on A4 size sheets & scan it into a pdf file .**

## ART

1. Prepare one object with the help of paper mache technique.
2. Take one waste container and grow one vegetable plant in it.

## PHYSICAL EDUCATION AND SPORTS

Find the National Sports of 8 countries. Paste/draw the flag of the country along with the picture of the sport .Give the information under the following headings:-

1. Year of adoption of sports as the National Sport.
2. Name any two famous players of that country

Follow youtube link for Physical Fitness exercise:-

1. <https://youtu.be/ECxYJcnvyMw>
2. <https://youtu.be/aW JqSK-CgY>

## DANCE

### TICKLE YOUR BRAIN

- Name of first 2 Bollywood Hindi film in which Bhangra Was performed? {Write answer in music notebook}
- Name of first 5 founder members of Punjab Bhangra Team? {Write answer in music notebook}
- Prepare 2 minutes video on any Punjabi song.
- For preparation videos will be sent to you. It will include Luddi, Sammi, Jhoomar actions. Use these while preparing your video.
- For girls, prepare any 3 Giddhaboliyan.
- For boys, prepare any 3 MalwaiGiddhaboliyan.

NOTE: GOOD VIDEOS WILL BE UPLOADED ON FACEBOOK

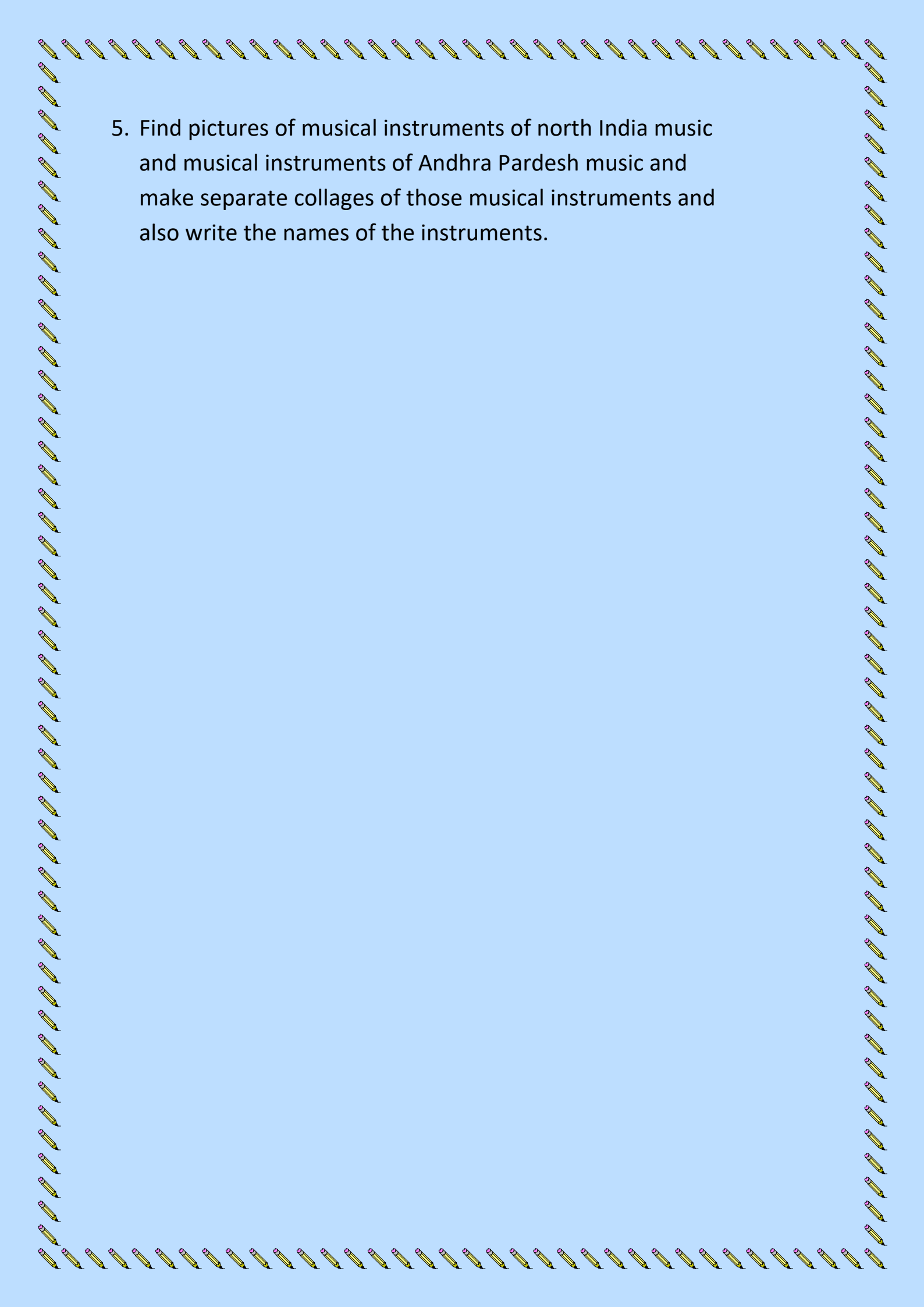
## MUSIC

1. Practice of singing alankaars shared in your class group.
2. Singing Practice of Shabad" ਠਾਕੁਰਜੀਉਤੁਗਾਰੇਪਰਨਾ".
3. Singing Practice of devotional song ' Hum komannkishaktidena'

<https://www.youtube.com/watch?v=WTh-KhNqi64>

4. Prepare any decent Punjabi folk song sung by SurinderKaur(for girls)and Gurdas Mann (for boys), record your singing and send it to your music teacher.



A decorative border of yellow pencils with pink erasers and sharpened tips, arranged in a rectangular frame around the page.

5. Find pictures of musical instruments of north India music and musical instruments of Andhra Pradesh music and make separate collages of those musical instruments and also write the names of the instruments.