



GURU NANAK PUBLIC SCHOOL , SARABHA NAGAR

Class VI

worksheets

Summer - Break Assignments



Do the following integrated HHW of Social Science, Science, English and Mathematics on A4 size sheets.

Topic – "Andhra at one Sight."

SOCIAL SCIENCE –

1. Paste a political map of India and highlight the state of Andhra Pradesh.
2. Paste the pictures and write in brief about –
 - *Administrative set up of Andhra Pradesh.
 - *Culture, historical monuments, tourist attractions of Andhra Pradesh.

SCIENCE –

As some areas in Andhra Pradesh are facing problem of water scarcity. So keeping in view –
Make a poster covering the following topics:

1. Tips to reduce wastage of water.
2. New Conservation methods to be followed by the people to save water.

ENGLISH –

1. Descriptive paragraph –

Write a descriptive paragraph on any one of the famous historical monuments of Andhra Pradesh and either draw or paste a picture of it.

2. Write a brief bio- graphical sketch of Sarojini Naidu with the help of the information given below*

- Birth: 13th February, 1879 in Hyderabad.
- Parents: Father, a great scholar mother a fine poetess, wrote lyrics in Bengali.
- Education: Madras University; Ring's College, London and Girton's College, Cambridge; returned to India in 1898.
- Collection of poems: wrote poems in English; all the poems collected in The Sceptred Flute(1943)
- Political life:
 - First Indian woman to become the President of Indian National Congress.
 - First woman to become the governor of a state
 - By 1921, had got deeply involved in the National movement
 - Represented India in the Round Table Conference.
- Popular name: Popularly known as the Nightingale of India
- Died: 1949

MATHEMATICS –

Divide a circle into 3 sectors, and make a collage of things related to Andhra Pradesh (For eg – traditional dresses, dance forms, historical buildings etc.) in different sectors.

PUNJABI –

1. ਨਾਂਵ ਅਤੇ ਨਾਂਵ ਦੀਆਂ ਕਿਸਮਾਂ ਨੂੰ ਦਰਸਾਉਂਦਾ ਹੋਇਆ ਇੱਕ ਦਰੱਖਤ ਆਪਣੀ ਵਿਆਕਰਨ ਕਾਪੀ (Grammar notebook) ਵਿੱਚ ਬਣਾਓ ਅਤੇ ਉਸ ਵਿੱਚ ਅਲੱਗ-ਅਲੱਗ ਰੰਗ ਵੀ ਭਰੋ ।

2. ਪਾਠ – 6 ਖ਼ੁਬਸੂਰਤ ਸ਼ਹਿਰ - ਚੰਡੀਗੜ੍ਹ ਦੀ ਸੈਰ ਅਤੇ ਪਾਠ – 7 ਰਾਜੇ ਰਾਣੀ ਦੀ ਕਹਾਣੀ ਫਿਯਾਨ ਪੁਰਬਕ ਪੜ੍ਹੋ ।

DIVINITY –

1. Learn Chaupai Sahib (1 to 16 Pauries)

2. Learn Ardaas

HINDI –

1. एक सप्ताह में अपने दैनिक आहार का विवरण तालिका में लिखकर तुलना करें कि आपका आहार पौष्टिक है या नहीं।

तालिका :

दिन/दिनांक	सुबह का नाश्ता	दोपहर का भोजन	रात का भोजन

2. प्रत्येक बच्चे का कोई लक्ष्य होता है। आप भी अपने लक्ष्य के बारे में कुछ पंक्तियाँ लिखकर एवं चित्र बनाकर प्रदर्शित करें।

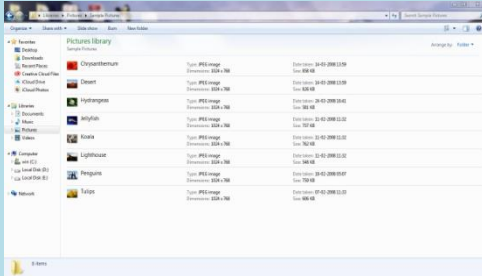
GENERAL KNOWLEDGE –

Make a newspaper in a creative way (of four pages i.e double page) having 10 to 12 important news for the month of June.

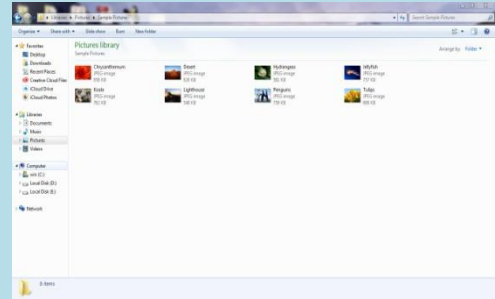
COMPUTER SCIENCE –

1. Open Windows Explorer → Pictures Library Folder. Change the view of the icons from the Change view option one by one and name the views according to the images shown below on a printout of the assignment sheet itself:

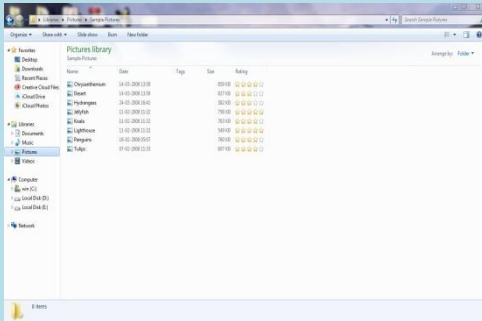
a.



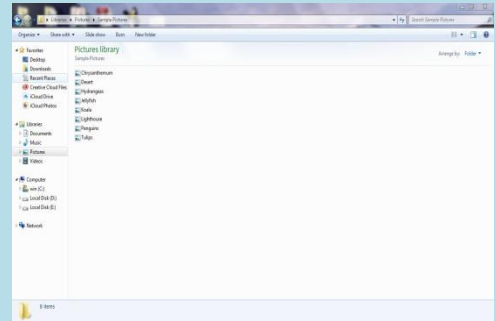
b.



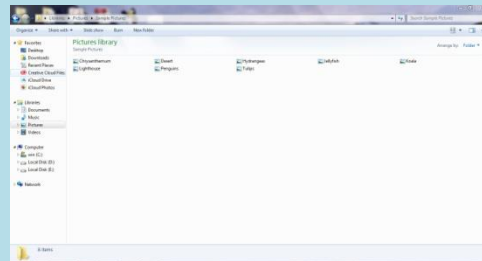
c.



d.



e.



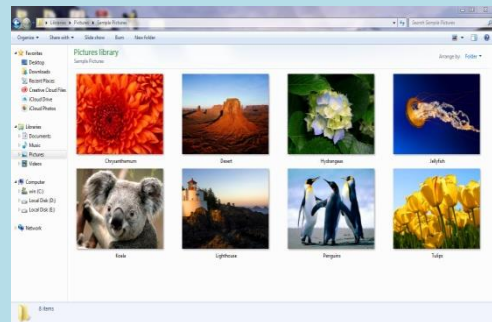
f.



g.



h.



2. Name the feature of Windows 7 from the below shown images and define them:

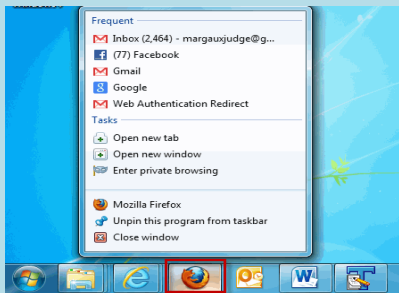
a.



Name: _____

Definition: _____

b.



Name: _____

Definition: _____

ART –

Prepare five different objects of Origami (with coloured origami paper) and paste them in your art file. Take one coconut shell and plant a sapling in it.

PHYSICAL EDUCATION AND SPORTS –

Make six kinds of balls used in different sports with the help of paper plates.

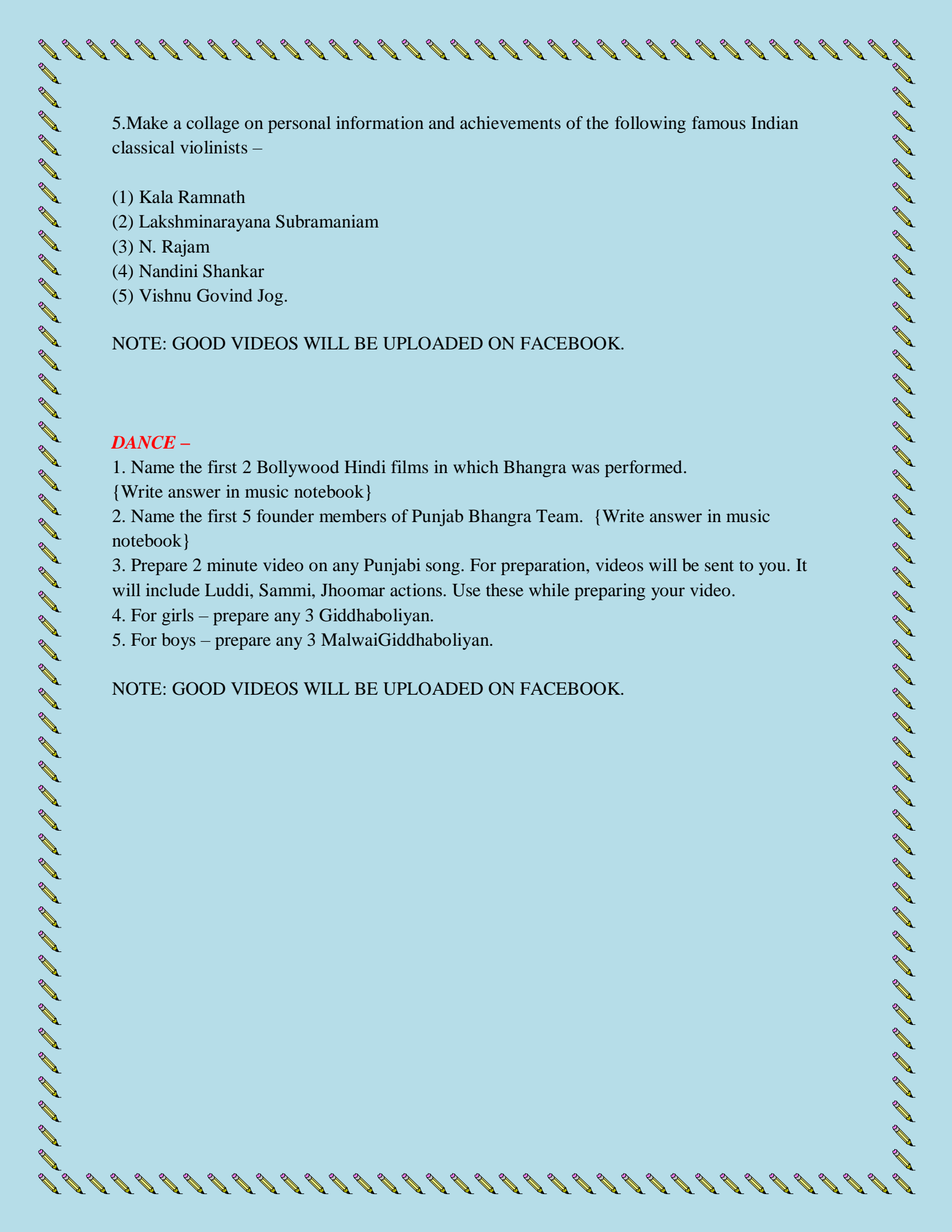
Materials required –paperplate, water colours,marker and brush.
Examples are given below –



Follow You Tube links for physical fitness exercises –
<https://youtu.be/KEXFXNkwdKo>
<https://youtu.be/KqSgzszDeaU>

MUSIC –

- 1.Practice of Alankars.
- 2.Prepare a Shabad.
- 3.Prepare a decent song (hindi/punjabi/sufi) or a folk song (Ratti, Bawa, Tappe, Mahiya, Jugni, Mirza)
and make a twominute video of it.
4. Learn Anand Sahib (Six Pauris)



5. Make a collage on personal information and achievements of the following famous Indian classical violinists –

- (1) Kala Ramnath
- (2) Lakshminarayana Subramaniam
- (3) N. Rajam
- (4) Nandini Shankar
- (5) Vishnu Govind Jog.

NOTE: GOOD VIDEOS WILL BE UPLOADED ON FACEBOOK.

DANCE –

1. Name the first 2 Bollywood Hindi films in which Bhangra was performed.
{ Write answer in music notebook }
2. Name the first 5 founder members of Punjab Bhangra Team. { Write answer in music notebook }
3. Prepare 2 minute video on any Punjabi song. For preparation, videos will be sent to you. It will include Luddi, Sammi, Jhoomar actions. Use these while preparing your video.
4. For girls – prepare any 3 Giddhaboliyan.
5. For boys – prepare any 3 MalwaiGiddhaboliyan.

NOTE: GOOD VIDEOS WILL BE UPLOADED ON FACEBOOK.