



BREAK TIME TASKS

CLASS - IV

Guru Nanak Public SCHOOL

SARABHA NAGAR, LUDHIANA

ENGLISH

1. Read and write one page of English Cursive Writing Book daily .
2. Solve the Reading Comprehension in Fresh Way English Grammar Book.

Exercise 1,2&3) (Page number 112,113,114)

- 3.Spoken English- Prepare short interaction in the form of dialogues on any one of the topics:

- How to interact in a mall
- How to place order in a restaurant

4. Read the story Tooth Fairy from the given link and write a few lines (in about 50-60 words) about your favourite character.

<https://monkeypen.com/blogs/news/tooth-fairy-free-children-book>

5. Complete the given portfolio and submit it along with your Holidays Homework.

Note: Write the answers in your English Practice Notebook.

Guru Nanak Public School Sarabha Nagar Ludhiana



STUDENT PORTFOLIO (ENGLISH) Session 2025-2026

NAME: _____

CLASS&SECTION: _____

ROLL NO: _____ ADMISSION NO: _____

SUBMITTED TO: _____



★ *Student Profile*

★ *Name of Student*_____

★ *Class* _____ *Section* _____

★ *Admission Number*_____

★ *E-mail Id* : _____

★ *Residential Address* _____

★ *Telephone no of Mother* _____

★ *Telephone no of Father*_____

★ *House* _____

★ *Date of Birth* _____

★ *Mother's Name*_____

★ *Father's Name*_____

★ *Health Status*:

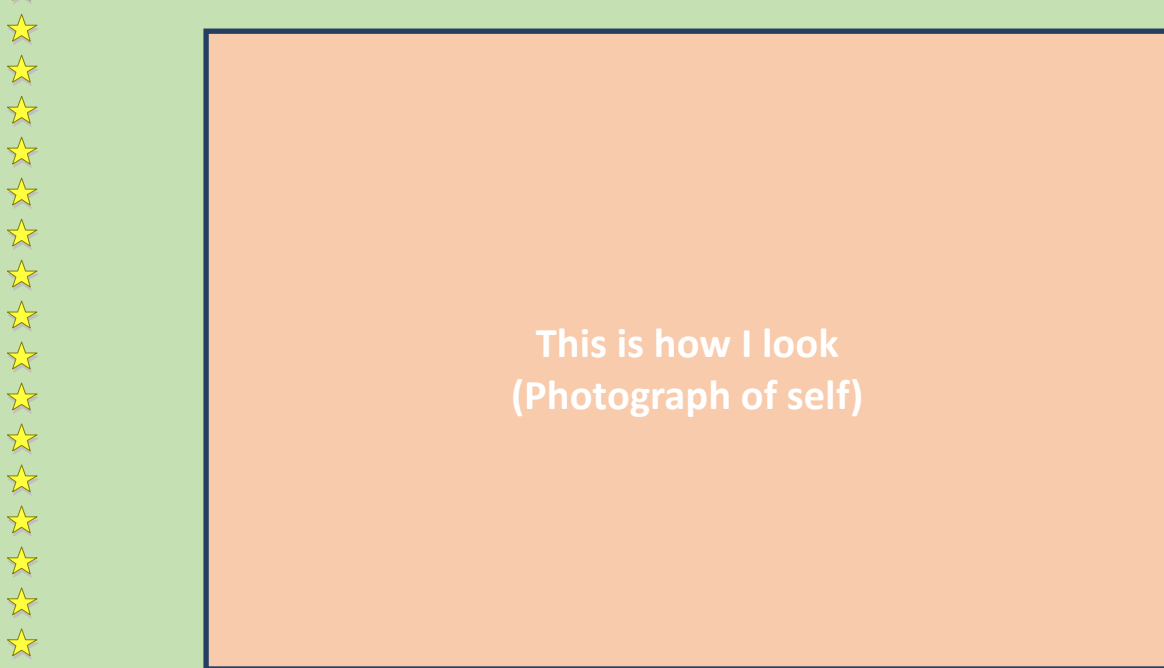
★ *Height* _____ *Blood Group* _____

★ *Specimen Signature of Parents/Guardian* :_____

★ _____


★ _____

★ *I am popularly known as (Nick name)*_____



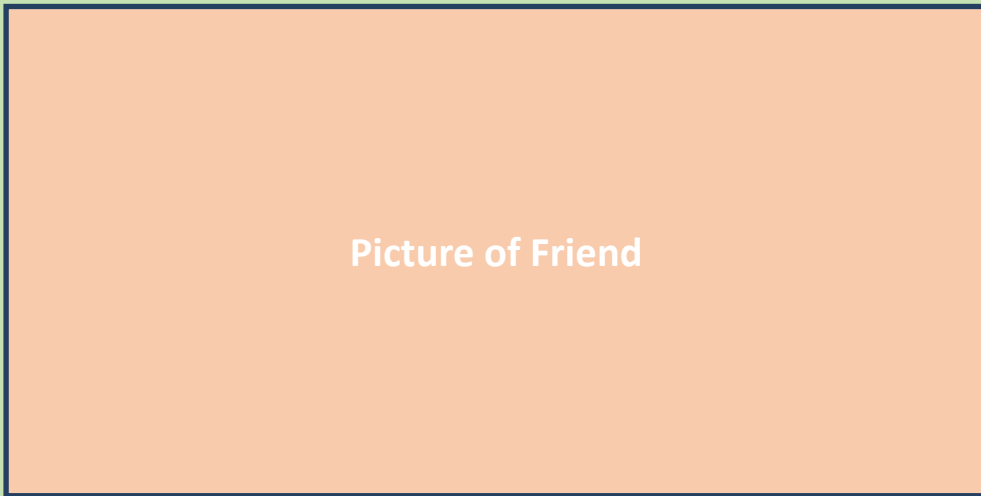


★ We are _____ members in our family. This is how we look together.



Family picture

★ I have a special friend, his / her name is _____



Picture of Friend

★ My favourite subject is _____

★ My favourite sport is _____

★ I want to become a _____

★ My hobbies are _____

★ My favourite food is _____

★ My favourite place is _____

★ My achievement/achievements this year _____

★ _____.

★ My goal in life _____.

★ What I do to reach my goal _____

★ _____

★ _____.



MATHS

NOTE: Do the following Activities on A4 size sheets using coloured Pens and Pencils.

- 1) Write Roman Numerals from 1 to 20 using Matchsticks.
- 2) Draw squares on different coloured papers (blue, green, red).
Cut and Paste them on A4 size sheet.(Refer Page 30 of your Maths book).

Answer the following questions:

- a) Add blue squares with green.
 - b) Add green squares with red.
 - c) Add blue, green and red squares.
- # Learn and Write the tables from 2 to 14 in separate Notebook.

SCIENCE

- Make a collage of terrestrial and aquatic plants on A4 size sheet.
- Create an outfit or garment with the help of some natural or synthetic fabrics on A4 size sheet and write a short note on the fabrics used.

SOCIAL SCIENCE

***HAVE SAFE AND HAPPY HOLIDAYS.
Drink lots of water.***

- Make a poster titled – Why we should save water?
- Make a table of any 5 heritage sites of Odisha and Punjab along with the places where they exist. Also paste their pictures.
- Explain one of your best days you spent in your holidays with pictures on a A4 sheet.

HINDI

1. अपने परिवार के किसी एक सदस्य के बारे में पाँच पंक्तियाँ लिखें।
2. अपने स्वास्थ्य को आस-पास को अच्छा बनाने के लिए आप क्या कर सकते हैं कोई दस सुलेख (Good handwriting) लिखें।
3. कक्षा में करवाएँ गए पाठों की पुनरावृत्ति करें।
4. दिए चित्र और शब्दों को देखकर वाक्य पूरे करें।

चित्र और शब्दों को देखकर वाक्य पूरे कीजिए:-



- क) यह चित्र _____ का है।
- ख) आसमान में _____ चमक रहा है।
- ग) _____ घास चर रही है।
- घ) आकाश में _____ उड़ रहे हैं।
- ङ) चारों तरफ _____ उगी है।
- च) पेड़ पर _____ लगे हुए हैं।
- छ) फूलों पर _____ बैठी है।

NOTE - Dear students, Do your holidays homework in Hindi notebook only.

PUNJABI

Note :-Do your holidays homework in your Punjabi notebook.

*ਚੰਡੀਗੜ੍ਹ ਦੀਆਂ ਕੋਈ ਪੰਜ ਦੇਖਣ ਯੋਗ ਥਾਵਾਂ ਦੀਆਂ ਤਸਵੀਰਾਂ ਲਗਾ ਕੇ ਉਹਨਾਂ ਦੇ ਨਾਂ ਪੰਜਾਬੀ ਵਿੱਚ ਲਿਖੋ ।

*ਕੋਈ ਪੰਜ ਸੁਲੇਖ ਲਿਖੋ। (Any five Writings)

*' ਮੇਰਾ ਮਿੱਤਰ/ ਮੇਰੀ ਸਹੇਲੀ ' ਅਤੇ ਮੇਰਾ ਸਕੂਲ (ਲੇਖ) ਯਾਦ ਕਰੋ।

DIVINITY

*Learn 20th to 24th pauries of Japji Sahib Ji .

GENERAL KNOWLEDGE

- Make an innovative mini newspaper with atleast 20 latest news of the month of June.
- Complete and Learn Ch 1 to 10 from GK book.

SPORTS

- Draw a diagram of Football Ground or Badminton court with well labelled dimensions, on an A4 sheet. (ANY ONE)

COMPUTER SCIENCE

- Create a chart on the various types of external storage devices on a coloured A4 sheet.
- Create a Digital Safety Guide in the form of Poster, highlighting important tips for staying safe online in MS Word and bring a printout.

ART & CRAFT

- Complete page no: 12,14,15,17,18, 20, 31, 37, 38 & 40 from Art book.

MUSIC

Music is the food for the soul let's feed our souls

1. Singing practice of Alankaars and Gurbani Shabads done in music classes.
2. Prepare any one Punjabi folk song :-
(like Tappe,Chhala,Bollian, Mirza, Heer,Suhag. Ghorrian and Rati)
 - Singer artists for girls - Surinder Kaur,Gurmeet Bawa, Parkash Kaur and Ranjeet Kaur .
 - Singer artists for boys - Gurdas Mann,Manmohan Varis , Alam Lohar and Satinder Sartaj .
3. Prepare one decent Bollywood song of 1980's sung by these artists-
Mohamad Rafi, Mukesh , Kishore Kumar, Lata Mangeshkar and Asha Bhosle.
4. Practice of National Anthem.

DANCE

Express Through Dance – Face & Gestures

- Practice facial expressions, hand gestures, and storytelling through dance (abhinaya).
- Choose any expressive song or a short scene and perform with expressive movements and clear emotions.

Family Dance Time (Fun Activity)

- Teach a few simple dance steps to someone in your family (mom, dad, sibling, grandparent).
- Enjoy a mini “dance party” at home and write a few lines about the experience!

