




GURU NANAK PUBLIC SCHOOL , SARABHA NAGAR

Summer Break Fun Sheets





LEARNING BY DOING

- Keep your room clean and well organized.
- Help your parents with daily chores.
- Spend time with your grandparents and help them.
- Eat nutritious food and stay healthy.

Here are some useful tips for summer vacation:

Dos:

- Drink lots of water.
- Wear light cotton clothes.
- Have plenty of seasonal fruits like musk-melon, water-melon, orange, cucumber, etc.
- Study for half an hour to one hour every day.
- Keep a balance between work and play.
- Discover your creativity through Research Work Sheets.

Don'ts:

- Don't eat junk food.
- Don't watch too much TV.
- Don't waste time in being lazy.
- Don't make your place of living dirty.

To keep you entertained during these holidays, a very innovative summer homework has been designed that involves family participation too. So spend blessed time with the family. Relax, enjoy, show your creativity and come back refreshed!!!

Plant a sapling in a pot and water it.

Observe its growth every day.

Take care and click a selfie with it on the following days:

- Day 1
- Day 7
- Day 14
- Day 21

Make a collage of the pictures clicked and send it to your class teacher.



*The MORE that you READ
The more THINGS you will KNOW
The MORE you LEARN
The more PLACES you'll GO!
- Dr. Seuss*

STEPS involved

1. Select an interesting short story from any story book.
2. Read it twice in front of the mirror.
3. Now you are ready for recording.
4. Ask someone to record your reading.
5. Record the reading for 60 seconds only.
6. Be loud, clear and careful about expression and pauses.
7. Now share the video of your recording with your class teacher on her personal number.

WORKSHEET 1

ALL ABOUT

I am years old
I Live with

My Friends Are

I like to watch

Favourite activities:

My Favourite

COLOR:

FOOD:

ANIMAL:

BOOKS:

I am good at

When I grow up
I want to be...



WORKSHEET 2

Colours play an important role in our everyday life. The most colourful thing that we see in the sky is the rainbow that appears after the rain. Pick any five colours from the rainbow. Choose any object for each colour, name it and write one sentence for each.




Red Colour \Rightarrow Apple

An apple a day keeps the doctor away.


1.




2.



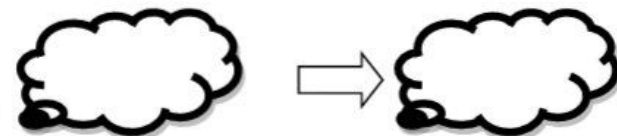
3.



4.



5.



WORKSHEET 3

2021 JUNE						
SUNDAY	MONDAY	TUESDAY	WEDNESDAY	THURSDAY	FRIDAY	SATURDAY
		1	2	3	4	5
6	7	8	9	10	11	12
13	14	15	16	17	18	19
20	21	22	23	24	25	26
27	28	29	30			

Weather Chart

- Become a weather reporter and make your own weather chart.
- Every day look outside to see the weather.
- Colour the boxes of each day using respective colours given below.

➤ Sunny



➤ Rainy



➤ Cloudy



➤ Windy



➤ Thunder Storm



WORKSHEET 4

Each letter is given a number in the following list. Add the numbers and write down the results.



R		1	8
A			1
N	+	<u>1</u>	<u>4</u>
		<u>3</u>	<u>3</u>

e.g- Ran =

A	B	C	D	E	F	G	H	I	J
1	2	3	4	5	6	7	8	9	10

K	L	M	N	O	P	Q	R	S	T
11	12	13	14	15	16	17	18	19	20

U	V	W	X	Y	Z
21	22	23	24	25	26

1. Jam -



3. Van -



2. Lid -



4. Red -



Art Integrated Activity

WORKSHEET 5

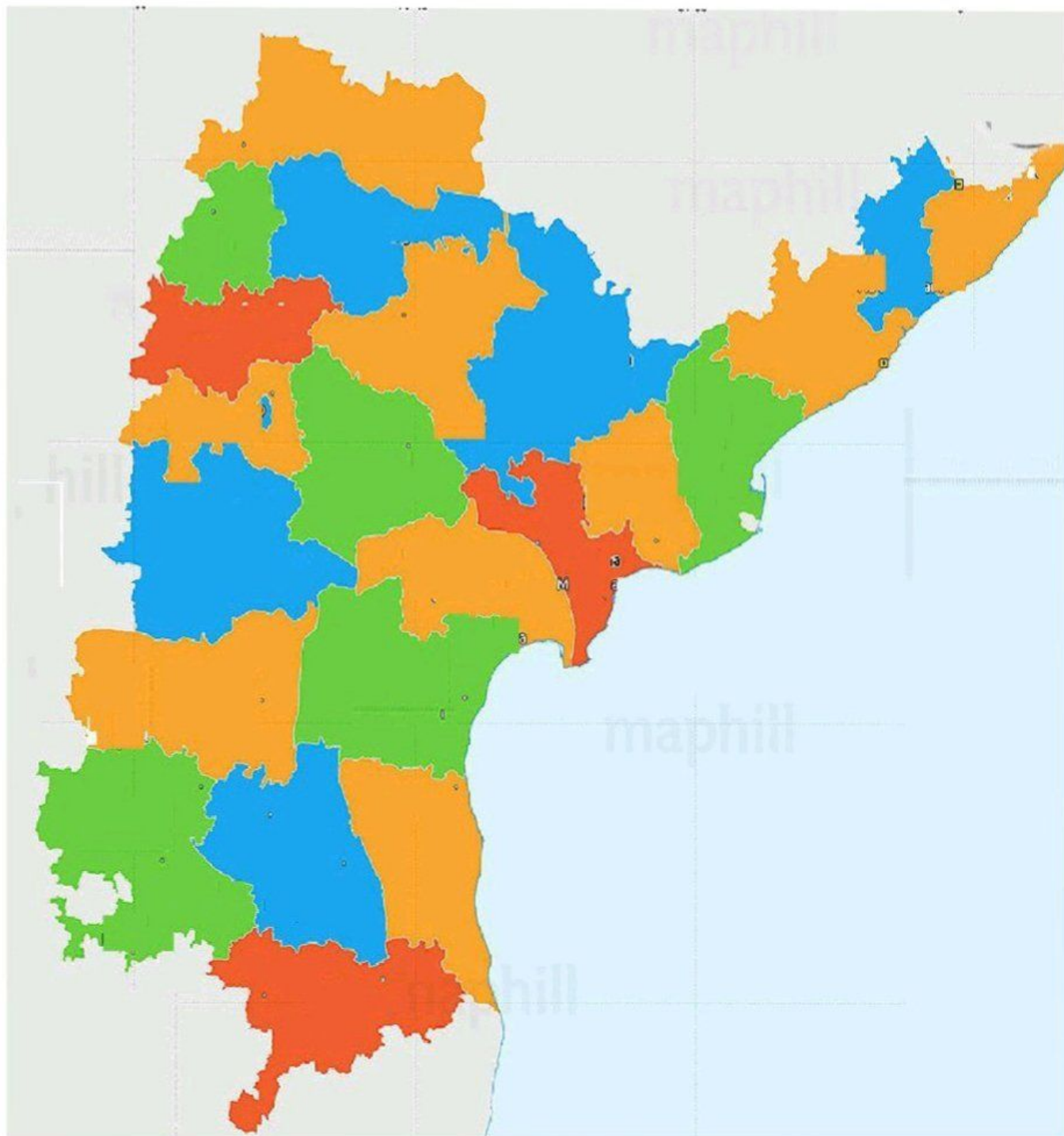
Make a collage of food consumed by the people in Punjab.



PUNJAB

CAPITAL-_____

Make a collage of food consumed by the people in Andhra Pradesh.



ANDHRA PRADESH

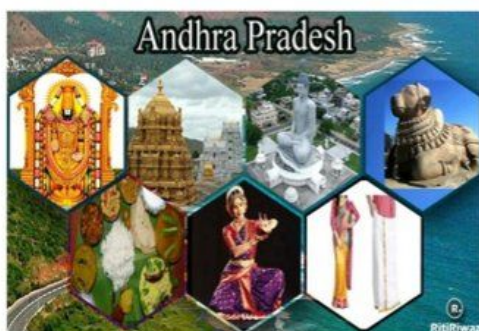
CAPITAL - _____

Read the paragraph and make a list of common and proper nouns.

Punjab is called the land of five rivers. Punjabi is the official language. The most popular games are hockey and kabaddi. Bhangra is the popular dance. The largest grown crop is wheat. The capital of Punjab is Chandigarh. Andhra Pradesh is known as the Kohinoor of India. Telugu is the most widely spoken language. The most famous sport is cricket. The popular Indian classical dance of the state is Kuchipudi. It is also called the "Rice Bowl of India". The capital of Andhra Pradesh is Hyderabad.

Common Noun

Proper Noun



Mysterious Presents

WORKSHEET - 6

PAUL, HARRY, LINA AND EMILY HAVE SENT THEIR MOM A PRESENT FOR 'MOTHER'S DAY'. FOLLOW THE INSTRUCTIONS TO FIGURE OUT WHO HAS SENT WHICH PRESENT.

1. Shade each box which has a number less than 200.

178	14	56	190
34	345	231	500
21	145	36	88
124	340	290	400
150	78	100	145

Who has sent this present?

2. Shade each box that has a number between 309 and 341.

319	312	340	328
333	306	398	314
324	318	313	329
331	342	390	300
310	308	343	349

Who has sent this present?

3. Shade each box that has a number more than 400.

432	149	256	413
489	345	231	467
456	460	421	479
450	340	290	415
423	180	100	430

Who has sent this present?

4. Shade each box that has a problem that equals 10.

$2+8$	3×4	$11-2$	$4+9$
$10-0$	$4+5$	$13-2$	$20+4$
5×2	$16-8$	$5+3$	$12-5$
$18-8$	$9-3$	$14-9$	$3+10$
$4+6$	2×5	$13-3$	$10+0$

Who has sent this present?

WORKSHEET - 7

ACTIVITY CORNER

On Saturday, Arun and Nitya decided to help their mother in arranging clothes in their cupboards. Can you help them to unscramble the names of these clothes?



- | | | | |
|-----------|-------|-------------|-------|
| 1. KSRIT | _____ | 6. RUSOTESR | _____ |
| 2. SKSCO | _____ | 7. IET | _____ |
| 3. HOSRST | _____ | 8. APICRS | _____ |
| 4. HTSIR | _____ | 9. FACRS | _____ |
| 5. TJCEAK | _____ | 10. TSVE | _____ |

VALUE EDUCATION

Have you seen poor people, beggars or small children on the roadside wearing dirty, torn clothes? These people do not have proper clothes to wear. We can help such people by donating our old clothes, in good condition, to them.

WORKSHEET - 8

WORD PUZZLE

Peter likes to get home from school as quickly as possible so that he doesn't miss the beginning of his favourite TV show. See how fast you can find the words in the given word maze with Peter. Go to START and follow the words to the END.

1. SCOOTER

2. BICYCLE

3. TRACTOR

4. BOAT

5. BUS

6. CAR

7. SHIP

8. TRAIN

9. MOTORBIKE

10. HELICOPTER

11. PLANE

12. ROCKET

START

S	C	O	O	T	E	R	I	P	T
C	A	R	T	R	A	C	T	O	R
S	H	I	P	J	B	O	A	T	A
B	I	C	Y	C	L	E	J	K	I
M	O	T	O	R	B	I	K	E	N
H	E	L	I	C	O	P	T	E	R
B	U	S	Y	P	L	A	N	E	J
N	E	O	A	R	O	C	K	E	T


END

SUBJECT-PUNJABI

ਓ ਤੋਂ ਤੱ ਤੱਕ ਅੱਖਰ ਲਿਖਦੇ ਹੋਏ ਇੱਕ ਮਾਲਾ ਬਣਾਓ । (ਪੰਜਾਬੀ ਕਾਪੀ ਵਿੱਚ)

Punjabi Worksheet

1 ਤਸਵੀਰ ਵੇਖ ਕੇ ਸਬਜ਼ੀਆਂ/ਫਲਾਂ ਦੇ ਨਾਮ ਲਿਖੋ ਅਤੇ ਤਸਵੀਰਾਂ ਵਿੱਚ ਰੰਗ ਭਰੋ।



2. ਹੇਠ ਲਿਖੇ ਸ਼ਬਦਾਂ ਨੂੰ ਪੂਰਾ ਕਰੋ ।

ਸ_ਕ	_ਲਕ
_ਫਲ	ਪ_ੜ
ਮਟ_	_ਬਰ
ਬ_ਨ	ਅ_ੜ
ਕ_ਲ	ਬਰ_
ਅਸ_	ਕ_ਟ
ਮਕ	ਕਮ

Divinity Holidays Homework:

Learn 3rd, 4th and 5th Pauries of Japji Sahib

COMPUTER EDUCATION

PROJECT 1: Draw a computer mouse on A4 sheet and label its buttons.

For e.g.



PROJECT 2: Find the words in the grid which are given in the word box.

T	N	T	J	B	O	Q	B	A	I	C	J	A	H	M	R	D	Z	R	P
Z	B	S	T	V	L	T	L	A	L	N	R	P	F	L	D	B	F	M	I
L	D	O	E	C	P	K	R	C	P	K	O	W	L	W	T	S	P	G	L
X	A	U	N	K	W	E	N	S	V	R	N	C	F	E	R	T	S	L	P
H	N	Q	R	G	W	I	S	U	Y	D	A	W	D	E	X	A	L	U	D
W	C	G	E	O	R	N	M	C	R	I	F	S	K	W	D	I	B	R	H
Z	U	B	T	Z	O	E	S	N	A	B	U	A	Z	X	O	B	N	U	O
L	V	S	N	C	B	I	V	B	H	R	E	E	S	N	B	K	H	O	N
H	E	V	I	R	D	D	R	A	H	P	O	H	O	R	P	K	H	H	Y
V	C	W	U	P	Q	V	V	C	S	A	L	T	R	D	H	A	R	Q	V
F	D	R	A	O	B	Y	E	K	L	N	E	Q	I	A	Y	T	X	V	H
T	M	K	F	Y	V	K	E	S	W	M	E	E	C	N	L	E	Q	X	D
N	E	R	E	T	N	I	R	P	R	O	C	E	S	S	O	R	E	Q	Q
X	N	P	O	K	V	M	Q	A	D	W	D	B	R	U	O	M	Q	U	I
W	U	L	E	F	J	E	K	C	O	L	S	P	A	C	O	E	T	X	A
D	O	S	M	M	A	W	U	E	A	H	C	R	A	E	S	M	S	Z	J
F	Q	G	J	A	K	Z	D	P	H	X	W	I	Q	H	O	O	L	R	T
R	B	Q	K	T	G	T	T	G	L	X	M	U	I	D	M	R	M	J	H
E	N	W	D	T	B	O	Z	X	W	C	O	F	E	U	P	Y	E	S	E
A	N	S	Y	P	P	C	S	V	Z	M	T	M	Y	V	B	U	W	I	O

BACKSPACE CAPSLOCK DISC HARDDRIVE ICONS INTERNET MEMORY MODEM MONITOR MOUSE
SPEAKERS TOWER YAHOO KEYBOARD LAPTOP PROCESSOR SCREENSAVER SEARCH SHIFT PRINTER

MUSIC

Daily Routine

Morning

Cover your head and sit properly with closed eyes and recite Waheguru simran for 1 minute.

Chant Mool Mantra for five times and recite the following shabads.

1. "POORA PRABH AARADHEYA POORA JA KA NAO ||

NANAK POORA PAYA POORE KE GUN GAO ||"

2. "AAD GURYE NAMEH JUGAD GURYE NAMHE ||

SAT GURYE NAMEHE SHIRI GURU DEVYE NAMEH ||"

Practise First Alankar

Sa Re Ga Ma Pa Dha Ni Sa

Sa Ni Dha Pa Ma Ga Re Sa

Evening

Watch videos of the following English rhymes and practice them with actions.

Jingle bell

Happy birthday

Rhythmic clap game Part one to four

Videos are provided along with your holiday homework.

DANCE

- ❖ Do practice of Namaskar and counts which you have already learnt in your class.
- ❖ Do practice of the song “Lamberghini”.
- ❖ The school will organize a dance competition “RHYTHMIC FEET” in July 2021. The theme of the competition is “Bollywood”. Prepare a dance on any Bollywood song for 1 minute.

ART

1. Collect eight different dry leaves. Paste them in your drawing notebook and also mention their names.
2. Prepare two beautiful book marks on any flowers of your choice.

PHYSICAL EDUCATION AND SPORTS

- **Olympic Torch**
- 2 [wide craft sticks](#)
- 2 [miniature craft sticks](#)
- [glue](#)
- [red, orange, and yellow construction paper](#)
- [scissors](#)



DIRECTIONS

1. Squeeze a dot of glue at the bottom of one wide craft stick. Place the second wide craft stick on top of it, then fan the top half out to create the body of the torch.
2. Glue a miniature craft stick to the top of the wide craft sticks. If using wet tacky craft glue, allow the glue to dry completely before moving onto the next step.
3. Cut the red, orange, and yellow paper into flames.

Follow youtube link for physical fitness exercises:-

https://youtu.be/L_A_HjHZxfl

<https://youtu.be/ZQJLAX00P4k>

STAY HOME, STAY SAFE

STAY HEALTHY

AND

HAVE LOTS OF FUN.

