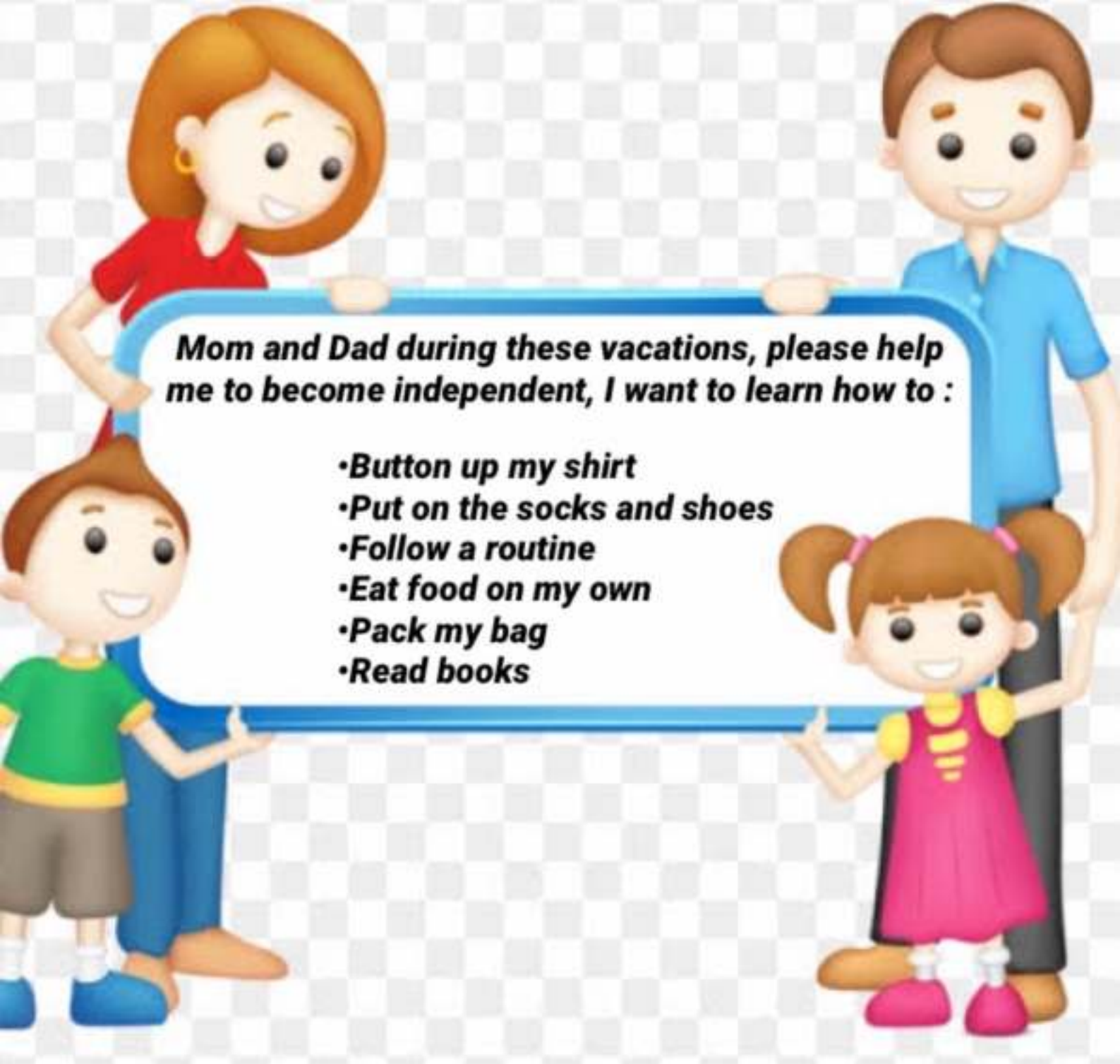


**Dear Parents**

**Summer vacation has started and it is considered a welcome break for our tiny tots. It's the time when we love spending time with our loved ones**


**As it is rightly said-**

***"A life without love is like a year without Summer."***



***Mom and Dad during these vacations, please help me to become independent, I want to learn how to :***

- Button up my shirt***
- Put on the socks and shoes***
- Follow a routine***
- Eat food on my own***
- Pack my bag***
- Read books***



**Help me imbibe these Social manners and Etiquettes please:**

- \*Loving the younger ones**
- \*Wishing and welcoming guests**
- \*Conversing freely with visitors and relatives**
- \*Keeping the house clean and tidy**
- \*Speaking politely**
- \*Helping you in the household chores**
- \*Keeping things where they belong to**
- \*Practicing personal hygiene independently**
- \*After eating, keeping the plate in kitchen**
- \*Right usage of magical words like: Sorry, Thank you and Please**

**Here are some useful tips for summer vacation:**



## **Dos:**

- \* Drink lots of water.**
- \* Wear light cotton clothes.**
- \* Have plenty of seasonal fruits like musk-melon, water-melon, orange, cucumber, etc.**
- \* Study for half an hour to one hour every day.**
- \* Keep a balance between work and play.**
- \* Discover your creativity through Research Work Sheets**

## **Don'ts:-**

- Don't eat too much junk food**
- Don't watch too much T.V**

***To keep you entertained during these holidays, very innovative summer homework has been designed that involves family participation too. So spend blessed time with family. Relax, enjoy, show your creativity and come back refreshed!!!***



**Plant a sapling in a pot and water it.**

**Observe its growth every day.**

**Take care and click a selfie with it on following days.**

**Day 1**

**Day 7**

**Day 14**

**Day 21**

**Make a collage of pictures clicked and  
send it to your class teacher.**



## Communication Skills

To speak in English is need of the hour. Children have a great capacity to absorb the language of sounds. So you must put every effort to ensure that the child starts learning this international language as early as possible. Make it sure to converse in English with your child to buildup his/her confidence.

**Ensure to use the below mentioned sentences in your routine conversation.**

1. It is too hot today/ it is too sticky.
2. Mom I am tired.
3. Please change my clothes.
4. May I go to play?
5. Let me watch cartoons.
6. Let's go out.
7. When will papa come?
8. I am hungry/thirsty.
9. I feel like vomiting.
10. Please pass me the vegetable.
11. Please clean my face.
12. Nice to meet you.
13. Mom milk/water has spilled on my clothes.
14. Mom, can I open my gifts?







## **Communication Skills**

- 15. He/ She is tearing my book.**
- 16. She is scribbling on my notebook.**
- 17. She is writing on the table.**
- 18. I was sick yesterday.**
- 19. Don't spit here.**
- 20. Ice cream is very yummy.**
- 21. Mom, please help me to do my work.**
- 22. May I help you?**
- 23. Draw the curtain.**
- 24. Drag the chair.**
- 25. May I sit with my friend?**
- 26. Papa is not at home.**
- 27. There is a call for you.**
- 28. Mom, please give me a hug.**
- 29. Mom, you are looking very beautiful.**
- 30. Papa, you are looking handsome.**



A

N

T

W

D

G



Match the sound with the correct picture.

Mon Tue Wed Thu Fri Sat Sun

Date / Month / Year



C



K



P



V



Y





F



Tick (✓) the correct pictures for the given sound.

Mon Tue Wed Thu Fri Sat Sun

Date / Month / Year



Tick (✓) the correct beginning sound and write.



5	1	8
---	---	---



2	9	6
---	---	---



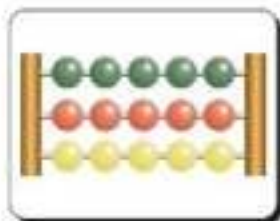
11	10	7
----	----	---



12	9	15
----	---	----



18	3	6
----	---	---



15	13	4
----	----	---

Count and circle the correct number.



3

4

7

2

5

8

Count and match.



8	
---	--



5	✓
---	---



6	
---	--



9	
---	--



12	
----	--




8	
---	--




15	
----	--



17	
----	--



10	
----	--

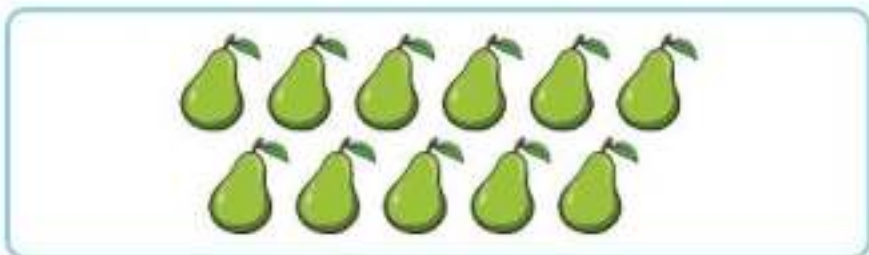


12	
----	--

Tick (✓) the smaller number.



14



Count and write the numbers in the boxes.



Mon Tue Wed Thu Fri Sat Sun

Date / Month / Year



1		3	4	
6			9	
	12		14	15
		18		20



Write the missing numbers.

# Blow painting



1. Have your child choose a colour and dribble a bit onto his/her paper.
2. Give a straw and let the child experiment with blowing the paint around on the paper.
3. Continue adding colors until the child completes his/her masterpiece. Talk about what you see in the abstract design. What does the painting make he/she think of?
4. Does it remind he/she of anything? Does he/she see shapes? Help your child give the painting a name, like many famous painters.
5. Allow the painting to dry and then encourage your preschooler to sign his/her name in the bottom corner.

# Hand Impression



1. Dip the hand of the child in dilute poster colour and stamp it on the sheet.
2. Make other details with crayon.



***Draw your favourite fruit and colour it.***



**Dear Parents**

**Kindly help your ward reading the phonic stories A to L and utilise your vacation time constructively.**



# Alphabet Stories

# A

## The Ant and the Apple

Story by Andrew Franks

Art had an apple.  
The apple was all he had.  
An ant asked Art for a bite.



Art gave the ant a bite.  
Art and the ant ate the apple.  
After they ate the apple,  
the ant went away.



Alphabet Reading Comprehension Stories

www.HaveFunTeaching.com

# Alphabet Stories

# B

## The Birds

Story by Andrew Franks

Bob likes birds.  
Bob likes big birds.  
Bob likes baby birds.  
Bob likes boy and girl birds.  
Bob likes a bird on a branch.



Bob likes black birds.  
Bob likes brown birds, too.  
But, Bob likes blue birds best.



# Alphabet Stories

# C

## Cal's Cat

Story by Andrew Franks

Cal has a cat.  
Cal can call his cat.  
The cat will come.



Cal's cat is cute!  
Cal's cat is clean.  
Cal's cat is calm.

Cal's cat can find mice.  
Cal's cat can chase mice.  
Cal's cat can catch mice.



Alphabet Reading Comprehension Stories

www.HaveFunTeaching.com

# Alphabet Stories

# D

## Dan and the Dog

Story by Andrew Franks

Dan did not like dogs!  
Dogs were a danger.  
Dogs can scare you in the dark.



Dan's dad got a dog.



Now Dan does like dogs!  
Dan plays with his dog all day.  
Dan's dog likes to dress up.  
Dan's dog drinks from his dish.  
Dan's dog digs in the dirt.

PIC•COLLAGE


# Alphabet Stories

# E

## Eric Eats Eggs

Story by Andrew Franks

Eric likes to eat eggs.  
Eric eats an egg every day.  
Eric does not ever miss a day.  
Eric eats eggs each and every day.



Eric eats his eggs even on holidays.  
Eric even eats Easter eggs.  
Eric eats extra eggs on Easter.  
Eric can not get enough eggs!



Alphabet Reading Comprehension Stories

www.HaveFunTeaching.com

# Alphabet Stories

# F

## Frank the Frog

Story by Andrew Franks



Frank was a frog.



Frank had fun on a fine log.  
Frank had a fear of fog.  
Frank had four fast feet.  
Frank had a friend named Pete.



Frank liked to find fish.  
Frank liked fruit in a fancy dish.  
Frank liked to eat five fat flies.  
Frank liked fresh fruit pies.



Alphabet Reading Comprehension Stories

www.HaveFunTeaching.com

# Alphabet Stories

# G

## Gabby the Goat

Story by Andrew Franks

Gabby is a girl goat.  
Gabby is a gray goat.  
Gabby is going to be a big goat!



Gabby goes to the grazing grounds.  
Gabby gobbles green grass.  
Grass is great for goats.

Gabby got in the garden.  
Gabby gobbles green grapes.  
Grapes are good for goats.



Alphabet Reading Comprehension Stories

www.HaveFunTeaching.com

# Alphabet Stories

# H

## Hal's Hats

Story by Andrew Franks



Hal has lots of hats.  
He might even have a hundred hats.  
His hats cover his hair.  
His hats cover his head.  
His hats make him happy.



He has hot hats.

He has huge hats.

He has heavy hats.

One hat has a hole in it!

How can he wear that hat?



PIC-COLLAGE

Alphabet Reading Comprehension Stories

www.HaveFunTeaching.com

# Alphabet Stories

## I

### The Igloo

Story by Andrew Friddle

It was icy outside.  
Ike had an idea.  
Ike would make an igloo.



Igloos are made of ice.  
It takes lots of ice.  
Ike made blocks of ice.



Ice is very cold.  
Inside the igloo isn't cold.  
Inside it is warm.

Alphabet Reading Comprehension Stories

www.HaveFunTeaching.com

# Alphabet Stories

## J

### J-Day

Story by Andrew Friddle

It was J day!  
Jack jumped for joy.  
Jane joined in a jiffy.  
Jerry did judo.  
Jon did jumping jacks.  
Jan played jumprope.  
Joe just told jokes.  
Joan ate jam and jelly from the jar.  
Jack ate jerky.  
Jenny drank juice.



Alphabet Reading Comprehension Stories

www.HaveFunTeaching.com

# Alphabet Stories

## K

### Kim and her Kite

Story by Andrew Friddle

Kim had a kite.  
She knew how to fly her kite.  
Her kite was kind of cool.  
Her kite had a kitty on it.



Kim's kite had a knot.  
It kept getting stuck.  
She cut the knot with a knife.  
She liked to keep it nice.



Time to fly her kite again!

Alphabet Reading Comprehension Stories

www.HaveFunTeaching.com

# Alphabet Stories

## L

### The Lazy Lion

Story by Andrew Friddle

Leon was a lazy lion.  
He liked to lay in the sun.  
He liked to lay by the lake.



Leon took little naps.  
He liked to rest his legs.  
He liked to snore loudly!

Leon liked to play all day.  
He liked to laugh a lot.  
He liked to stay up late.



Alphabet Reading Comprehension Stories

www.HaveFunTeaching.com

PIC-COLLAGES



# Fine Motor Ice Transfer Activity



***It's an easy no-prep play idea that's fun for the little ones. Let your kids have fun and cool down while they scoop, pour and play with ice.***

## ***Material Required-***

- \* Ice***
- \* 2 or more Bowls***
- \* Sensory Bin tools, (Spoons, tongs, bowls, etc)***

***To set up this activity all you need is two containers and some scooping tools. You can put out some tongs and different kind of spoons. As you can see, it's so easy to just put a whole lot of ice in a bowl and see what your children do.***

# Gross Motor Skills Preposition Game



***If your children love to hide and play underneath the chair or table, they are going to love this game! Use a chair or a small table and play the game similar to "Simon Says" by drawing from the pile of cards and directing the child on what to do. For example: stand in front of the chair, stand behind the chair, go under the chair, go through the chair, go around the chair, stand between two chairs, etc. This is not only great for gross motor skills but will also help build your child's vocabulary.***

# Physical Development

\*5 fun unicorn yoga poses for kids\*



1. Shine like  
the **SUN**.

2. Pretend to be  
a **UNICORN**.



3. Flutter like  
a **BUTTERFLY**.

4. Blossom like  
a **FLOWER**.



5. Create  
a **RAINBOW**.



# Music

**\* Practice Waheguru Simran and Mool Mantra**

**\* Practice Gurbani shabad**

**"POORA PRABH AARADHEYA POORA JA KA NAO ||  
NANAK POORA PAYA POORE KE GUN GAO ||"**

**And**

**"AAD GURYE NAMEH JUGAD GURYE NAMHE ||  
SAT GURYE NAMEHE SHIRI GURU DEVYE NAMEH ||"**

**\* Practice rhymes-**

**•Tidio**

**• Five little monkeys**

A vibrant illustration featuring a group of diverse children. At the top, four children are shown from the chest up, smiling and dancing. Below them, a large white rectangular box contains text. To the left of the box, a boy in a green shirt stands next to two stacked speakers. To the right, a girl in a pink tutu dances on top of a single speaker. Musical notes are scattered around the scene. The word 'DANCE' is written in large, bold, red letters at the top of the white box.

## **DANCE**

**❖Do practice on the basic steps which you have already learnt in your class.**

**❖Do practice on the song "Itni si hasi" from movie "Barfi".**

**❖Prepare a dance on your favorite rhyme.**

*Prepare your child for the forthcoming  
Competition:*

**English Recitation Competition to be held in the second week of July,2021. Rhyme should be out of the syllabus.**



happy  
holidays!



#Stay Home

# Stay Safe

#Save Lives