



GURU NANAK PUBLIC SCHOOL , SARABHA NAGAR

Class I

worksheets

Summer Break Fun Sheets





LEARNING BY DOING

- Keep your room clean and well organized.
- Help your parents with daily chores.
- Spend time with your grandparents and help them.
- Eat nutritious food and stay healthy.

Here are some useful tips for summer vacation:

Dos:

- Drink lots of water.
- Wear light cotton clothes.
- Have plenty of seasonal fruits like musk-melon, water-melon, orange, cucumber, etc.
- Study for half an hour to one hour every day.
- Keep a balance between work and play.
- Discover your creativity through Research Work Sheets.

Don'ts:

- Don't eat junk food.
- Don't watch too much TV.
- Don't waste time in being lazy.
- Don't make your place of living dirty.

To keep you entertained during these holidays, a very innovative summer homework has been designed that involves family participation too. So spend blessed time with the family. Relax, enjoy, show your creativity and come back refreshed!!!

Plant a sapling in a pot and water it.

Observe its growth every day.

Take care and click a selfie with it on the following days:

- **Day 1**
- **Day 7**
- **Day 14**
- **Day 21**

Make a collage of the pictures clicked and send it to your class teacher.



ALL ABOUT



I am

○

years old

I Live with



in



I like to watch



Favorite activities

My Favorite:

COLOR: _____

FOOD: _____


ANIMAL: _____



BOOKS:



I am good at

When I grow up
I want to be... 

WORKSHEET 2

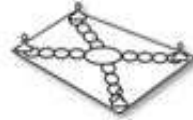
Name _____

Build a Sentence

Use the words in the word bank to finish each sentence.

gate cake vase rake
tape game cave cage

I can play a _____.



Did you close the _____?



The _____ is pretty.



Put the bird in its _____.



I like my birthday _____.



The bear is in the _____.



Use the _____ to clean!



Do you see the _____?



SWEET NOUNS


Read the nouns on the candy. Use the colour code to colour the candy

Colour Code : person - red place - purple
 thing - pink animal - orange



WORKSHEET 4

A. Write the name of the body part that is associated with the following object to complete the crossword.



B. Fill in the blanks with the help of the pictures given.

1. Teeth of a _____
2. Eye of a _____
3. Legs of a _____
4. Hands of a _____
5. Hair of a _____

WORKSHEET 5

Solve and colour it.

The illustration contains the following math problems:

- Sun: $2+2$
- Clouds: $6-1$, $1+5$, $9-4$
- Houses and Trees: $3+2$, $3+3$, $7-1$, $8-2$, $9-3$, $5-1$, $4+2$, $2+4$, $7-1$, $9-3$, $4+2$, $3+4$, $5-4$, $9-3$, $9-3$, $4-2$, $2+4$, $4+2$, $4-2$, $9-5$, $4-1$, $6-4$, $4+2$, $9-7$, $9-3$, $4-2$, $4+3$, $2-1$, $5+1$, $1+3$, $5+1$, $9-3$, $5-3$, $1+3$, $5+1$, $6+1$, $1+5$, $9-2$, $9-3$, $3+3$, $8-5$, $7-6$, $4-3$, $6-5$, $9-4$, $8-1$, $3-2$, $7-3$, $8-1$, $3-2$
- Wall: $7-4$, $7-5$, $8-6$, $1+2$

Color key:

- 1: Green
- 2: Brown
- 3: Purple
- 4: Yellow
- 5: Cyan
- 6: Red
- 7: Dark Green

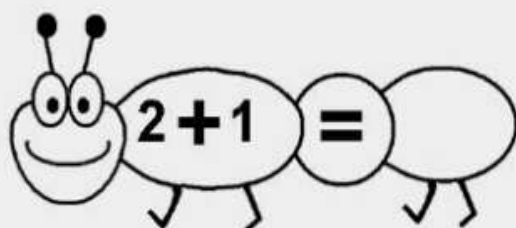
Illustration of a mouse thinking, with a large question mark.

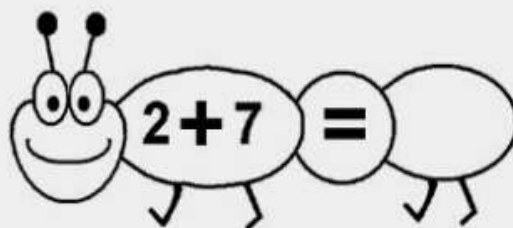
WORKSHEET 6

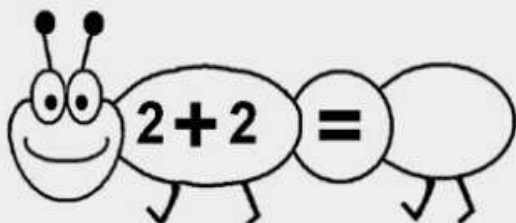
Name

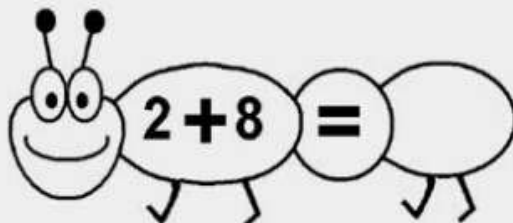
Date

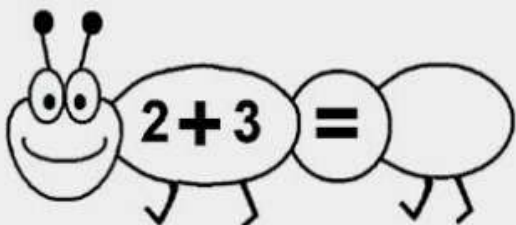
Addition

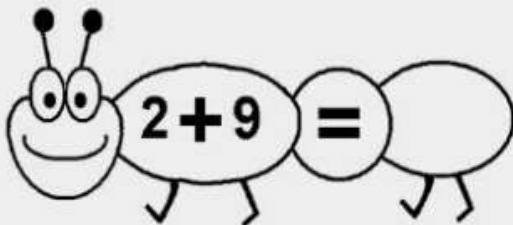
 $2 + 1 = \square$

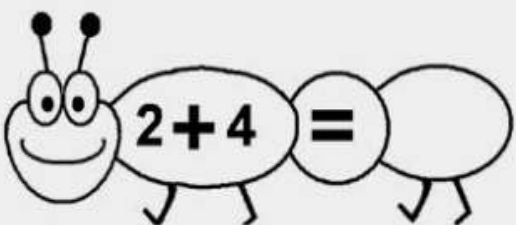
 $2 + 7 = \square$

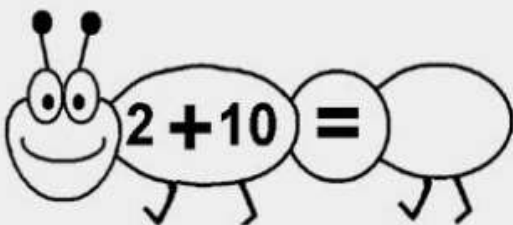
 $2 + 2 = \square$

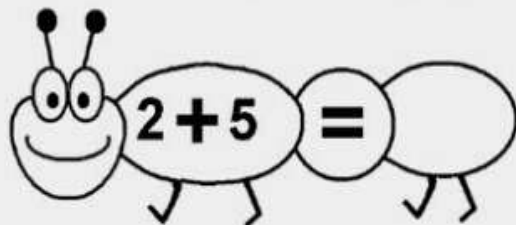
 $2 + 8 = \square$

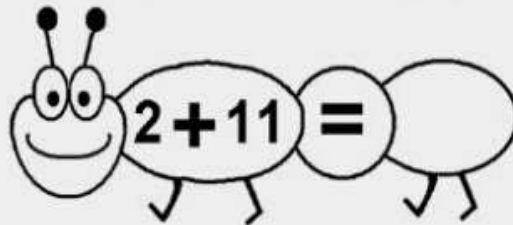
 $2 + 3 = \square$

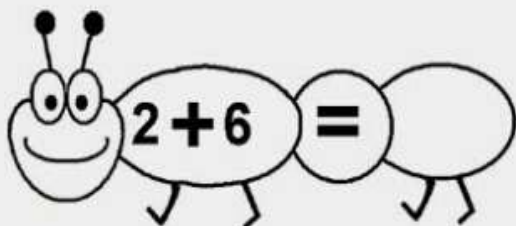
 $2 + 9 = \square$

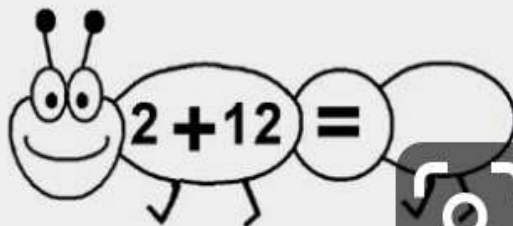
 $2 + 4 = \square$

 $2 + 10 = \square$

 $2 + 5 = \square$

 $2 + 11 = \square$


 $2 + 6 = \square$

 $2 + 12 = \square$



WORKSHEET 7


Paste few cutouts of 2D shapes and create any one animal of your choice.
(Few examples are given below)



I created a /an _____

WORKSHEET 8

String Phone Project



Step back in time and use some old fashioned technology to



make a string phone while learning about sound waves with fun science project. All you need is some string, a sharpened pencil, decorative material and a few paper cups to get started.

Follow the link given to make the 'String Phone'.

<https://www.youtube.com/watch?v=4S7nG6S1isM>

After making the string phone and decorating it, play with your brothers, sisters, family and friends. Call them with your new phone and let the fun begin.

WORKSHEET 9

ART-INTEGRATED ACTIVITY

Locate and colour Punjab and Andhra Pradesh on map.



Write names of the capitals of both states.

Punjab-_____

Andhra Pradesh-_____

Read the following paragraph and underline the nouns.



Punjab is the land of five rivers. Its capital is Chandigarh. Its major crop is wheat. The folk dances of Punjab are Gidda and Bhangra. Its regional language is Punjabi. Andhra Pradesh is the seventh largest state in India. Rice is the main crop of the state. Its capital is Hyderabad. The main dance of Andhra Pradesh is Kuchipudi and Telugu is its official language.




PUNJABI

ਬਸਤੇ (School bag) ਵਿੱਚ ਪਈਆਂ ਕੋਈ ਚਾਰ ਚੀਜ਼ਾਂ ਦੀਆਂ ਤਸਵੀਰਾਂ ਬਣਾ ਕੇ ਉਹਨਾਂ ਵਿੱਚ ਰੰਗ ਭਰੋ।


(ਪੰਜਾਬੀ ਕਾਪੀ ਵਿੱਚ)

Worksheet-10

1. ਅੱਖਰਾਂ ਨੂੰ ਤਸਵੀਰਾਂ ਨਾਲ ਮਿਲਾਓ।

ੳ		ਕ	
ਅ		ਖ	
ੲ		ਗ	<p>No word begins with this letter.</p>
ਸ		ਘ	
ਹ		ਙ	

2. ਖਰਗੋਸ਼ ਕੁੱਖਾ ਹੈ। ਓ 10 ਛ ਅੱਖਰਾਂ ਨੂੰ ਮਿਲਾਉਂਦੇ ਹੋਏ ਖਰਗੋਸ਼ ਦੀ ਗਾਜਰਾਂ ਤੱਕ ਪਹੁੰਚਣ ਵਿੱਚ ਮਦਦ ਕਰੋ।



Divinity Holidays Homework:

Learn 1st and 2nd Pauries of Japji Sahib

COMPUTER

Answer the following questions on a printout of the assignment sheet itself:

1. Identify the different parts of the computer.
Write the names in the blank boxes :



HELP BOX CPU • Mouse • Printer • Monitor • Keyboard

2. Write the correct label (A, B, C or D) given below in the blank squares in all four images.



3. Match the computer parts with their corresponding human body parts.

4. Match the pictures of uses of computer to their labels.

Computer parts

Human parts



CPU



Voice



Monitor



Brain



Speakers



Face



1. EDUCATION



2. DRAW



3. WATCH



4. PLAY



5. MEDICINE

6. DEFENSE

7. MUSIC

8. BUSINESS

9. TRANSPORT

10. INTERNET



A decorative border of colorful balloons (blue, pink, orange) with black strings, arranged in a rectangular frame around the page.

DANCE

- ❖ Do practice of Namaskar and counts which you have already learnt in your class.
- ❖ Do practice of the song “Lamberghini”.
- ❖ The school will organize a dance competition “RHYTHMIC FEET” in July 2021. The theme of the competition is “Bollywood”. Prepare a dance on any Bollywood song for 1 minute.

MUSIC

Daily Routine

Morning

Cover your head and sit properly with closed eyes and recite Waheguru simran for 1 minute.

Chant Mool Mantra for five times and recite the following shabads.

1. "POORA PRABH AARADHEYA POORA JA KA NAO ||
NANAK POORA PAYA POORE KE GUN GAO ||"

2. "AAD GURYE NAMEH JUGAD GURYE NAMHE ||
SAT GURYE NAMEHE SHIRI GURU DEVYE NAMEH ||"

Practise First Alankar

Sa Re Ga Ma Pa Dha Ni Sa

Sa Ni Dha Pa Ma Ga Re Sa

Evening

Watch videos of the following English rhymes and practice them with actions.

Jingle bell

Happy birthday

Rhythmic clap game Part one to four

Videos are provided along with your holiday homework.



ART

1. Collect five different leaves. Paste them in your drawing notebook and also mention their names.
2. Prepare two beautiful book marks on any cartoon characters of your choice.

Subject-Physical Education and sports

- **Olympic Torch**
- 2 [wide craft sticks](#)
- 2 [miniature craft sticks](#)
- [glue](#)
- [red, orange, and yellow construction paper](#)
- [scissors](#)



DIRECTIONS

1. Squeeze a dot of glue at the bottom of one wide craft stick. Place the second wide craft stick on top of it, then fan the top half out to create the body of the torch.
2. Glue a miniature craft stick to the top of the wide craft sticks. If using wet tacky craft glue, allow the glue to dry completely before moving onto the next step.
3. Cut the red, orange, and yellow paper into flames.

Follow youtube link for physical fitness exercises:-

https://youtu.be/L_A_HjHZxfl

<https://youtu.be/ZQJLAX00P4k>

STAY HOME, STAY SAFE

STAY HEALTHY

AND

HAVE LOTS OF FUN.

